

Era Jr.




Features

- Foam is CAL TB117-2013 Fire Compliant
- Seams are double-stitched with India tape to ensure long-lasting quality
- The seat cushion is 2" thick high-density foam on no-sag springs
- The seat cushion has 2 layers of 2" thick high-density foam
- Frame constructed of 3/4" Birch Plywood
- 1.5" tall non-marring poly legs to protect the floor from damage
- Springs are covered in fabric to prevent any squeaking from foam rubbing on the metal springs
- The sides of the sofas have 1" thick foam to soften the edges
- All joints are stapled and glued for long-lasting quality

Options

- Contrasting fabrics available on seat and back
- Available in a wide range of upholstery
- Available as single, two, and three seater

Junior	Model #	Width	Depth	Height	Seat Height	COM YD - Back/Arms	COM YD - Seat	Weight	Cubic Feet
Jr. Era Single Seat 	ERA1J	25"	26"	27"	14"	4.2	0.4	53 lbs	10
Jr. Era 2 - Seater 	ERA2J	41"	26"	27"	14"	6	0.75	75 lbs	17
Jr. Era 3 - Seater 	ERA3J	57"	26"	27"	14"	6.75	1.2	90 lbs	23

Era Sr.






Features

- Foam is CAL TB117-2013 Fire Compliant
- Seams are double-stitched with India tape to ensure long-lasting quality
- The seat cushion is 2" thick high-density foam on no-sag springs
- The seat cushion has 2 layers of 2" thick high-density foam
- Frame constructed of 3/4" Birch Plywood
- 1.5" tall non-marring poly legs to protect the floor from damage
- Springs are covered in fabric to prevent any squeaking from foam rubbing on the metal springs
- The sides of the sofas have 1" thick foam to soften the edges
- All joints are stapled and glued for long-lasting quality

Options

- Contrasting fabrics available on seat and back
- Available in a wide range of upholstery
- Available as single, two, and three seater
- Tablet Arms and Cup Holders available for senior sizing

Senior	Model #	Width	Depth	Height	Seat Height	COM YD - Back/Arms	COM YD - Seat	Weight	Cubic Feet
Sr. Era Single Seat 	ERA1	32"	30"	32.5"	17"	5.5	0.5	70 lbs	18
Sr. Era 2 - Seater 	ERA2	54"	30"	32.5"	17"	8	1	100 lbs	28
Sr. Era 3 - Seater 	ERA3	75"	30"	32.5"	17"	9	1.5	120 lbs	39